

Unit 5

The Rr Sound- Part 2

Teaching Goal

- To be able to recognize and identify the upper and lower case of **Rr**.
- To be able to remember the letter **Rr** and the sound it makes.
- To remember the vocabulary words that begin with **Rr** (**rock/ rabbit/ rooster**).

Materials

- ✓ ACD Track 16
- ✓ DVD **Rr**
- ✓ LivePen
- ✓ Flashcards or photos or pictures of various food
- ✓ Flashcards of the vocabularies that begin with **Rr**
- ✓ 2 toy hammers
- ✓ 2 pieces of poster paper (or at least A3 sized paper)
- ✓ Crayons or markers

Time

1.5 hrs (80 minute lesson + 10 minute break time)

Warm-up/ Circle Time (15 Minutes)


Q: “Would you like some _____?”

A: “Yes, please. Thank you!” / “No, thank you.”

1. Show the students different pictures of food and review the sentence pattern with them.

Game: Hammer Hammer Bang

1. Write down “Yes, please. Thank you!” and “No, thank you.” separately on the poster paper and stick them on the floor.
2. Prepared a set of flashcards which contain different kinds of food and other inedible things.
3. Divide the students into 2 teams. Ask 1 student from each team to come up and give each of them a toy hammer.
4. You will show the students the flashcard and ask: “Would you like some _____?”
5. The students will then go bang the correct posters with: “No, thank you.” or “Yes, please. Thank you!” on the floor and speak out the sentence according to the flashcard you have shown to them.



6. The fastest one and got the answer correct will get a point for their team.



Remind the students some **safety rules before playing the game**. Still have to remind them **not to be arrogant** and **encourage** some slow-learners to **keep on trying and not to give-up!**

Introduction of the new vocabulary words (15 Minutes)

1. Review the letter **Rr** and the sound with the students to help them refresh their memory.
2. Take turns tracing the letter with their fingers. (Can be done as a group, pairs or individually.)
3. Introduce the new vocabulary words: **rock, rabbit** and **rooster**.



Play **ACD Track 16** during the teaching.



For IRS Pen ONLY



Feel free to use **IMS mode**. Just point to a picture, **IRS Pen will AUTOMATICALLY play a video**.



Teaching Tips



Act out the vocabulary words before showing them the picture. This keeps the students interested in what you're going to show them.

Activity Time (15 Minutes)

Game: See-saw

1. Draw picture of see-saw on board. Split students into two teams. Each team represents one side of the see-saw.
2. Ask 1 student from each team to stand up and show them a flashcard. The student who raises up the hand first and says the word and also reads out its letter and the sound can add a “person” on the see-saw for their team.
3. At the end of the game, the heavier side of the see-saw wins.
4. Variations can be made by starting the game with five people on each side of the see-saw and erasing a person after each correct answer.




Teaching Tips



Show great level of energy and **give encouragements** when the students participate in the activity.

Student's Book- Let's do it! (15 Minutes)

1. Open **Student's book to Unit 5 Part 2** and ask the students to listen to the CD.
2. Point to the letter **Rr** and say the name of each vocabulary word.
3. Reward them with “**Great job!**” or “**Wonderful!**”...etc.




Teaching Tips

- ☆ Listen to the **Rr** sound and say the name of each picture.

Activity Book-Let's do it! (10 Minutes)

1. Open **Activity Book to Page 12** and ask the students to trace the dotted lines.
2. Say the vocabulary words with the teacher.
3. Color letter **Rr** on the page.



Teaching Tips

- ☆ Trace the dotted lines and color the letter **Rr**. It is a good idea to **demonstrate** how to do it **beforehand**, so the students have a clear understanding of the instructions.

Wrap-up/ Review (10 Minutes)

1. Show the students pictures of **rock**, **rabbit** and **rooster**.
2. Practice as a group or individually.
3. Saying Goodbye to the new vocabulary words.



Play **DVD Rr** during the review.

【Feel free to use the LivePen during your lessons】